



# How to activate your Debit Card



# CONTENTS

[View Digital Debit Card](#)

Activate your Physical  
Debit Card

Suspend Transactions

Turn On/Off ATM Usage

Generate / Change PIN

Transaction Limits



support@fvbank.us

## View Digital Debit Card Information

### Login to your FV Bank account

Step 1

Visit <https://portal.fvbank.us/#/login> and enter credentials to login into your FV Bank individual / business account.

A screenshot of the FV Bank login portal. The page has a white background with the 'FV BANK' logo in the top left corner and a 'Language' dropdown menu in the top right. In the center, there is a green-bordered box titled 'Login'. Inside this box, there are two input fields: 'Username' and 'Password'. Below the password field is a link that says 'Forgot your password?'. At the bottom of the box is a blue 'Submit' button. Below the box, there is a link that says 'New to FV Bank? Register here'. At the very bottom of the page, there is a small text that says 'Version Test 3.0.0'.

# CONTENTS

[View Digital Debit Card](#)

Activate your Physical  
Debit Card

Suspend Transactions

Turn On/Off ATM Usage

Generate / Change PIN

Transaction Limits



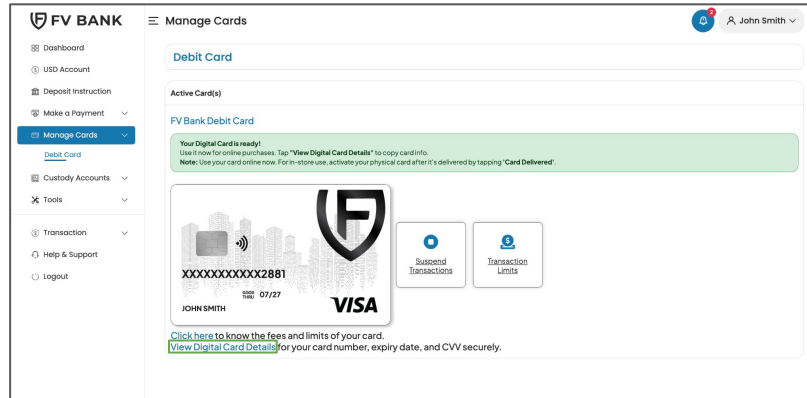
support@fvbank.us

Once your card order is approved, you will receive confirmation on your registered email. You can then view your **Digital Debit Card** in the banking portal under the **Manage Cards** section.

While your physical card is being delivered to your address, you can start using your Digital Debit Card for **online purchases anywhere VISA is accepted**.

## Step 2

To view your digital card, navigate to **“Manage Cards”** option in the left side menu. In this screen, you will see the debit card image which has your name, the last 4 digit of your card, and expiry date (Good Thru).



## Step 3

Click on **“View Digital Card Details”** to view your 12 digit card number, expiry date and CVV.

# CONTENTS

View Digital Debit Card

Activate your Physical  
Debit Card

Suspend Transactions

Turn On/Off ATM Usage

Generate / Change PIN

Transaction Limits



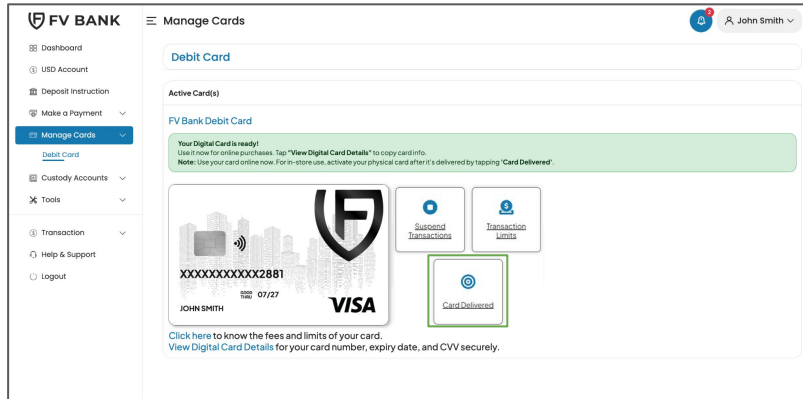
support@fvbank.us

## Activate your Physical Debit Card

Once you receive your physical card, you can activate it for making physical transactions such as in-store purchase via tap or swipe, withdraw cash from ATMs and more.

### Step 1

To activate your debit card for physical transactions, click on **“Card Delivered”** option on the right side of debit card image the left side menu.



**Note:** There is a 5-day cooling-off period after your card is approved. During this time, the “Card Delivered” option will not be visible. You may receive your physical card before this period ends, but it cannot be enabled for physical transactions until the 5 days are complete.

# CONTENTS

View Digital Debit Card

[Activate your Physical Debit Card](#)

Suspend Transactions

Turn On/Off ATM Usage

Generate / Change PIN

Transaction Limits

## Step 2

You will need to provide following details to activate your FV Bank debit card:

- CVV (This will not be stored by the Bank)
- Valid through: Provide date of expiry in MM/YY format
- New PIN: Provide a 4 digit debit card PIN (this will be used for ATM Usage)
- Confirm PIN: Re-enter the PIN again to confirm
- Two factor Authentication Code: Provide the 6 digit authentication code

Once submitted all the information, click on **“Submit”**

The screenshot shows a web interface for activating a debit card. On the left is a sidebar menu with options: Dashboard, USD Account, Deposit Instruction, Make a Payment, Manage Cards (selected), Debit Card, Help & Support, and Logout. The main content area is titled 'Activate' and includes a note: 'Activate the card once the card order is approved by the admin.' Below this are six input fields: Card Number (pre-filled with 'XXXXXXXXXX3004'), CVV \*, Valid Through (MM/YY) \*, New PIN \*, Confirm PIN \*, and Two Factor Authentication Code \*. Each field has a placeholder mask and a help icon. A blue 'Submit' button is at the bottom right.



support@fvbank.us

**Note:** Business account owners can only activate the card for themselves, they cannot activate the business operator's card. Operators will be required to activate their debit cards themselves.

# CONTENTS

View Digital Debit Card

Activate your Physical  
Debit Card

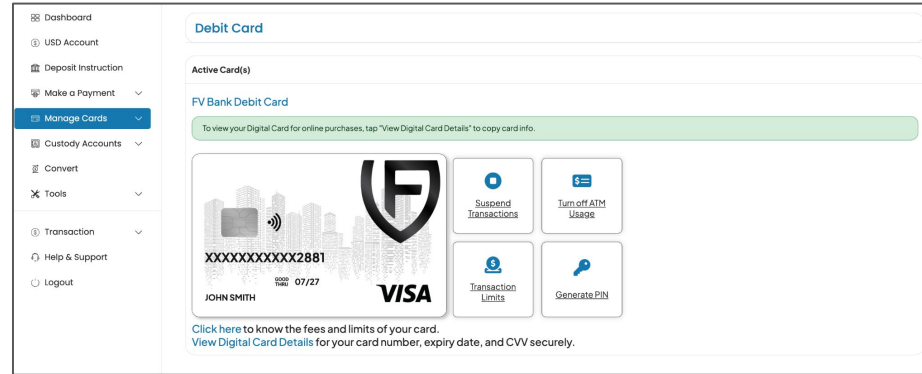
Suspend Transactions

Turn On/Off ATM Usage

Generate / Change PIN

Transaction Limits

After activating your card, you can start using the card for online, offline purchases or withdraw cash at ATMs globally.



You can select the text “Click here” to know the fees and limits of your debit card.



support@fvbank.us

# CONTENTS

View Digital Debit Card

Activate your Physical  
Debit Card

[Suspend Transactions](#)

Turn On/Off ATM Usage

Generate / Change PIN

Transaction Limits



support@fvbank.us

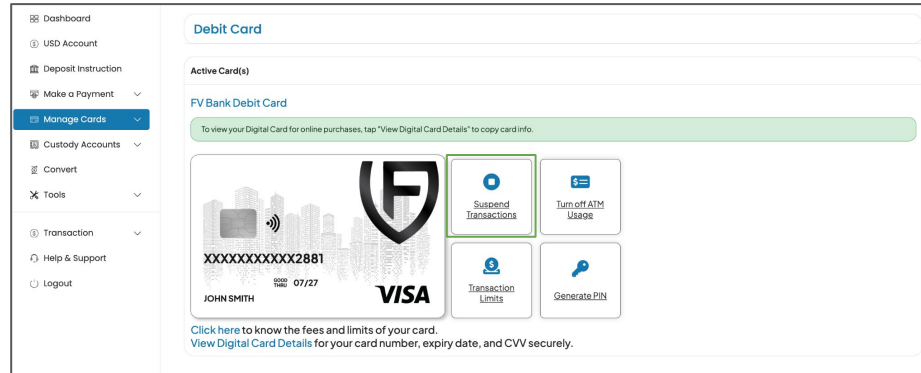
## Suspend Transactions (Card Owners)

### Step 1

Use this option to restrict all debit card transactions, including online / offline purchases, e-commerce transactions, and ATM withdrawals.

**Note:** *If you are a business account owner, you can select the business operator's card to suspend or resume card transactions. Once this action is taken, the operator cannot override it.*

To proceed, select the **"Suspend Transactions"** option.



# CONTENTS

View Digital Debit Card

Activate your Physical  
Debit Card

Suspend Transactions

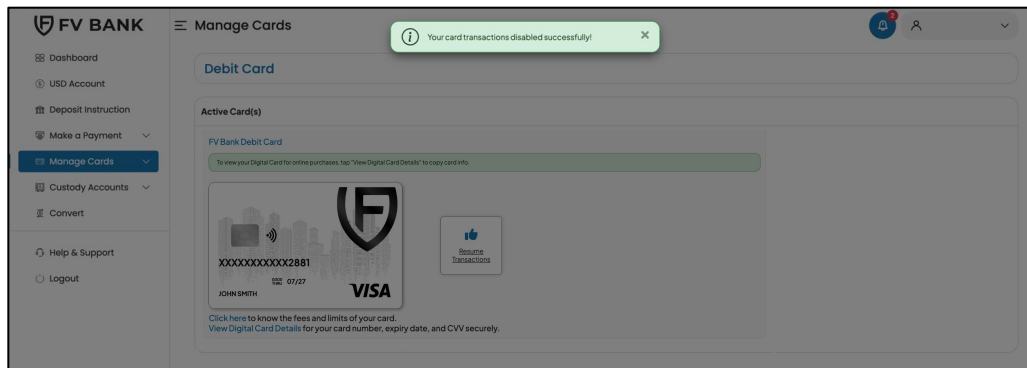
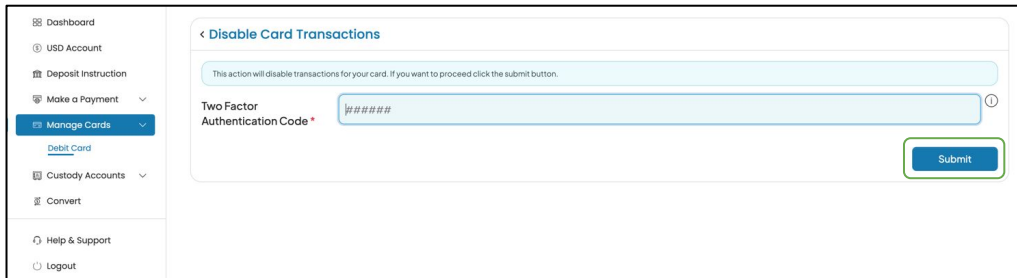
Turn On/Off ATM Usage

Generate / Change PIN

Transaction Limits

Step 2

Provide the 6 digit 2FA code and click on **“Submit”**.



To resume transactions, click on **“Resume Transactions”** option and repeat the same process.



support@fvbank.us



# CONTENTS

View Digital Debit Card

Activate your Physical  
Debit Card

[Suspend Transactions](#)

Turn On/Off ATM Usage

Generate / Change PIN

Transaction Limits




support@fvbank.us

## Suspend Transactions (Business Account Operators)

Business account owners have the ability to suspend or resume transactions for their business operator's card.

To proceed, select the operator for whom you wish to suspend card transactions from the dropdown menu and click on **"Suspend Transactions"**.

**Note:** Operators cannot override this action once it has been executed by the business owner.



# CONTENTS

View Digital Debit Card

Activate your Physical  
Debit Card

Suspend Transactions

Turn On/Off ATM Usage

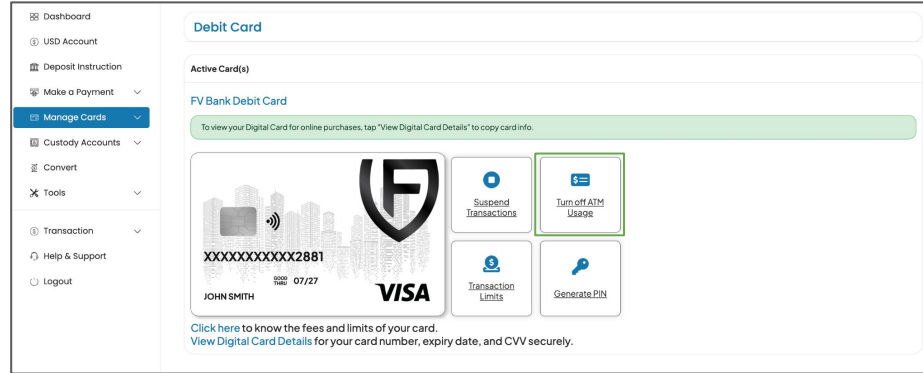
Generate / Change PIN

Transaction Limits

## Turn On/Off ATM Usage

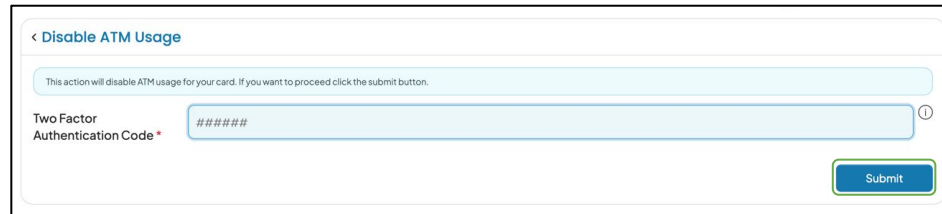
Step 1

This option allows you to disable ATM usage on your debit card, without suspending transactions. To proceed, click on **“Turn off ATM Usage”** option.



Step 2

Provide the 6 digit 2FA code and click on **“Submit”**.



support@fvbank.us

# CONTENTS

View Digital Debit Card

Activate your Physical  
Debit Card

Suspend Transactions

Turn On/Off ATM Usage


Generate / Change PIN

Transaction Limits

## Generate or Change PIN

Step 1

This option allows you to create your debit card PIN or reset your debit card PIN for ATM usage. To proceed, click on **"Generate PIN"** option.



support@fvbank.us

# CONTENTS

View Digital Debit Card

Activate your Physical  
Debit Card

Suspend Transactions

Turn On/Off ATM Usage

[Generate / Change PIN](#)

Transaction Limits

Step 2

Enter the new PIN, confirm the PIN, provide the 6 digit 2FA code and click on **"Submit"**.

< Change PIN

The action used for changing the card PIN.

New PIN \*  ⓘ  
This field is required

Confirm PIN \*  ⓘ

Two Factor Authentication Code \*  ⓘ

Submit



support@fvbank.us

# CONTENTS

View Digital Debit Card

Activate your Physical  
Debit Card

Suspend Transactions

Turn On/Off ATM Usage

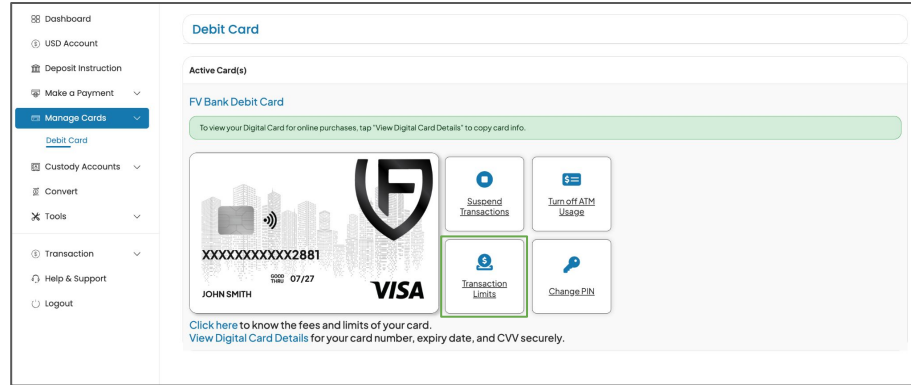
Generate / Change PIN

Transaction Limits

## Transaction Limits

Step 1

This option allows you set the Transaction limits for your debit card. To proceed, click on **“Transaction Limits”** option.



support@fvbank.us

# CONTENTS

View Digital Debit Card

Activate your Physical  
Debit Card

Suspend Transactions

Turn On/Off ATM Usage

Generate / Change PIN

Transaction Limits

Step 2

Enter the transaction limit per transaction, provide the 6 digit 2FA code and click on **"Submit"**.

< Set Transaction Limits

Used for configuring the transaction limit of the card.

Per Transaction Limit \* 20.00 ⓘ

Two Factor Authentication Code \* ##### ⓘ

Submit

**Note:** There is a daily spending limit of each individual FV Bank debit card. If a transaction limit of 0.00 USD is set, the transaction limit will either be the daily limit or the account balance, whichever is lower.

For more details, you can review the [fees and limits](#) associated with the debit card.



support@fvbank.us